


































































## 24 100m Backstroke Men Heat



Official

Rank	Competitor	Age	Club	RT	PTS	Result	
1	 TeRauroha Pak	15		0.60		<b>57.43</b> Entry: 56.44 <b>+0.99</b>	Q
	50m: 27.69 100m: 57.43 (29.74)						
2	 Lucas Bell	16		0.56		<b>59.13</b> Entry: 58.05 <b>+1.08</b>	Q
	50m: 28.22 100m: 59.13 (30.91)						
3	 YiFan Zhang	15		0.66		<b>59.60</b> Entry: 59.03 <b>+0.57</b>	Q
	50m: 28.80 100m: 59.60 (30.80)						
4	 Ryan Hewertson	16		0.50		<b>1:00.65</b> Entry: 59.32 <b>+1.33</b>	Q
	50m: 28.76 100m: 1:00.65 (31.89)						
5	 Donald Tian	15		0.61		<b>1:00.82</b> Entry: 58.31 <b>+2.51</b>	Q
	50m: 29.01 100m: 1:00.82 (31.81)						
6	 Kase Glintmeyer	15		0.60		<b>1:01.30</b> Entry: 59.49 <b>+1.81</b>	Q
	50m: 29.65 100m: 1:01.30 (31.65)						
7	 Sebastian Sege	16		0.62		<b>1:01.37</b> Entry: 59.71 <b>+1.66</b>	Q
	50m: 29.50 100m: 1:01.37 (31.87)						
8	 Luojingxi Chen	16		0.53		<b>1:01.42</b> Entry: 57.43 <b>+3.99</b>	Q
	50m: 28.84 100m: 1:01.42 (32.58)						
9	 Alex Gibson	16		0.60		<b>1:01.55</b> Entry: 1:02.87 <b>-1.32</b>	Q
	50m: 29.11 100m: 1:01.55 (32.44)						
10	 Daniel Ecclesto	16		0.61		<b>1:02.00</b> Entry: 1:01.43 <b>+0.57</b>	Q
	50m: 29.80 100m: 1:02.00 (32.20)						
11	 Lachlan Collins	16		0.60		<b>1:02.04</b> Entry: 1:01.49 <b>+0.55</b>	Q
	50m: 30.06 100m: 1:02.04 (31.98)						
12	 Noah Lomas	14		0.56		<b>1:02.06</b> Entry: 1:01.98 <b>+0.08</b>	Q
	50m: 30.64 100m: 1:02.06 (31.42)						
13	 Jack McPhail	16		0.61		<b>1:02.30</b> Entry: 1:00.46 <b>+1.84</b>	Q
	50m: 29.14 100m: 1:02.30 (33.16)						
13	 Alexander McEl	15		0.72		<b>1:02.30</b> Entry: 1:04.89 <b>-2.59</b>	Q
	50m: 30.12 100m: 1:02.30 (32.18)						
15	 Thaddeus (V) K	16		0.63		<b>1:02.37</b> Entry: 1:02.74 <b>-0.37</b>	Q
	50m: 30.34 100m: 1:02.37 (32.03)						
16	 Lukas De Wit	16		0.62		<b>1:02.59</b> Entry: 1:02.71 <b>-0.12</b>	Q
	50m: 29.98 100m: 1:02.59 (32.61)						
17	 Paolo Grolli (V)	14		0.61		<b>1:02.75</b> Entry: 1:02.80 <b>-1.05</b>	Q

50m: 29.31 100m: 1:02.75 (33.44)

18	 Jayden Lee	15		0.63	1:03.17	Entry: 1:00.04 +3.13	Q
50m: 30.66 100m: 1:03.17 (32.51)							
19	 Alik Delaval (V)	14		0.64	1:03.48	Entry: 1:04.23 -0.75	Q
50m: 30.78 100m: 1:03.48 (32.70)							
20	 Connor Mahone	14		0.72	1:03.51	Entry: 1:02.55 +0.96	Q
50m: 30.41 100m: 1:03.51 (33.10)							
21	 Samuel Delama	16		0.78	1:03.59	Entry: 1:03.27 +0.32	R1
50m: 30.32 100m: 1:03.59 (33.27)							
22	 Timothy Chin	15		0.59	1:03.60	Entry: 1:02.15 +1.45	Q
50m: 30.86 100m: 1:03.60 (32.74)							
23	 James Willson	16		0.64	1:04.13	Entry: 1:05.43 -1.30	R2
50m: 30.88 100m: 1:04.13 (33.25)							
24	 Ryan Tan	15		0.57	1:04.14	Entry: 1:06.16 -2.02	Q
50m: 31.08 100m: 1:04.14 (33.06)							
25	 Koby Piggott	16		0.60	1:04.25	Entry: 1:02.66 +1.59	
50m: 30.50 100m: 1:04.25 (33.75)							
26	 James Zhang	14		0.72	1:04.29	Entry: 1:03.10 +1.19	Q
50m: 32.22 100m: 1:04.29 (32.07)							
27	 Charlie Madar-L	15		0.56	1:04.39	Entry: 1:02.24 +2.15	Q
50m: 30.42 100m: 1:04.39 (33.97)							
28	 Alexander Jiang	16		0.54	1:04.47	Entry: 1:04.68 -0.21	
50m: 31.18 100m: 1:04.47 (33.29)							
29	 Aidan Hyde-Hill	16		0.59	1:04.63	Entry: 1:05.69 -1.06	
50m: 31.08 100m: 1:04.63 (33.55)							
30	 Harry Lynn	15		0.61	1:04.89	Entry: 1:04.66 +0.23	Q
50m: 30.24 100m: 1:04.89 (34.65)							
31	 Simiosi Tukia	15		0.67	1:04.91	Entry: 1:02.74 +2.17	R1
50m: 30.93 100m: 1:04.91 (33.98)							
32	 Bartly Trotter	16		0.64	1:05.18	Entry: 1:03.61 +1.57	
50m: 31.31 100m: 1:05.18 (33.87)							
32	 Zandre Herbst	15		0.66	1:05.18	Entry: 1:05.09 +0.09	R2
50m: 31.16 100m: 1:05.18 (34.02)							
34	 Riley Davis	15		0.69	1:05.36	Entry: 1:06.02 -0.66	
50m: 31.91 100m: 1:05.36 (33.45)							
35	 Antoine Riquet	15		0.67	1:05.42	Entry: 1:05.41 +0.01	
50m: 31.44 100m: 1:05.42 (33.98)							
36	 Naherehau Yun	14		0.64	1:05.55	Entry: 1:04.47 +1.08	Q

50m: 31.71 100m: 1:05.55 (33.84)

37  Jonny Joseph 16  0.61 **1:05.63**  
Entry: 1:05.21 **+0.42**

50m: 31.18 100m: 1:05.63 (34.45)

38  Levi Dixon 14  0.78 **1:05.68**  
Entry: 1:08.35 **-2.67** Q

50m: 32.35 100m: 1:05.68 (33.33)

39  William Chugg 15  0.57 **1:05.69**  
Entry: 1:04.96 **+0.73**

50m: 30.45 100m: 1:05.69 (35.24)

40  Maddox Forrest 15  0.74 **1:05.79**  
Entry: 1:04.43 **+1.36**

50m: 31.53 100m: 1:05.79 (34.26)

40  Ryan Zhou 15  0.68 **1:05.79**  
Entry: 1:06.23 **-0.44**

50m: 32.47 100m: 1:05.79 (33.32)

42  William Gascoic 13  0.58 **1:05.80**  
Entry: 1:08.05 **-2.25** Q

50m: 31.90 100m: 1:05.80 (33.90)

43  Thomas Cave 16  0.70 **1:05.83**  
Entry: 1:04.75 **+1.08**

50m: 31.37 100m: 1:05.83 (34.46)

44  Jared Borea 16  0.60 **1:06.01**  
Entry: 1:05.68 **+0.33**

50m: 32.68 100m: 1:06.01 (33.33)

45  Phoenix Botes 14  0.62 **1:06.21**  
Entry: 1:06.12 **+0.09** Q

50m: 31.35 100m: 1:06.21 (34.86)

46  Bishop Lafaele- 16  0.72 **1:06.39**  
Entry: 1:05.48 **+0.91**

50m: 31.38 100m: 1:06.39 (35.01)

47  Connor Webby 16  0.67 **1:06.41**  
Entry: 1:05.43 **+0.98**

50m: 32.24 100m: 1:06.41 (34.17)

48  Arian Phillips 16  0.60 **1:06.75**  
Entry: 1:05.17 **+1.58**

50m: 31.44 100m: 1:06.75 (35.31)

49  Kyle Setford 15  0.67 **1:06.77**  
Entry: 1:05.08 **+1.69**

50m: 31.36 100m: 1:06.77 (35.41)

50  Jimmy Ward 13  0.67 **1:06.93**  
Entry: 1:07.48 **-0.55** Q

50m: 32.97 100m: 1:06.93 (33.96)

51  Steve Zhang 14  0.63 **1:07.10**  
Entry: 1:06.77 **+0.33** Q

50m: 33.26 100m: 1:07.10 (33.84)

52  Daniel Brown 13  0.65 **1:07.12**  
Entry: 1:07.65 **-0.53** Q

50m: 32.31 100m: 1:07.12 (34.81)

53  Nathan Hu 13  0.60 **1:07.38**  
Entry: 1:07.11 **+0.27** Q



50m: 32.00 100m: 1:07.38 (35.38)

54  Michael Yang 14  0.61 **1:07.40**  
Entry: 1:05.74 **+1.66** Q

50m: 32.01 100m: 1:07.40 (35.39)

55  Manson Meng 14  0.58 **1:07.77**  
Entry: 1:02.15 **+5.62** R1

50m: 32.06 100m: 1:07.77 (35.71)

56  Jono Graham 16  0.71 **1:08.03**  
Entry: 1:05.73 **+2.30**

50m: 33.08 100m: 1:08.03 (34.95)

57  Fletcher Cummi 13  0.65 **1:08.16**  
Entry: 1:04.53 **+3.63** Q

50m: 32.88 100m: 1:08.16 (35.28)

58  Henry Robertso 16  0.61 **1:08.49**  
Entry: 1:05.04 **+3.45**

50m: 32.99 100m: 1:08.49 (35.50)

59  Ethan Jiao 13  0.71 **1:08.53**  
Entry: 1:11.14 **-2.61** Q

50m: 33.62 100m: 1:08.53 (34.91)

60  Ray Sun 13  0.58 **1:08.79**  
Entry: 1:09.22 **-0.43** Q

50m: 33.63 100m: 1:08.79 (35.16)

61  Rory McParlanc 13  0.62 **1:08.85**  
Entry: 1:09.91 **-1.06** Q

50m: 33.21 100m: 1:08.85 (35.64)

62  Andrea Tesini (\) 13 0.55 **1:08.90**  
Entry: 1:07.69 **+1.21** Q

50m: 32.97 100m: 1:08.90 (35.93)

63  Aidan Barrett-H. 14  0.57 **1:09.18**  
Entry: 1:06.91 **+2.27** R2

50m: 32.70 100m: 1:09.18 (36.48)

64  Xavier Francis-é 13  0.69 **1:09.23**  
Entry: 1:10.08 **-0.85** Q

50m: 33.73 100m: 1:09.23 (35.50)

65  Jonathan Yang 14  0.74 **1:09.38**  
Entry: 1:07.92 **+1.46**


50m: 33.55 100m: 1:09.38 (35.83)

66  William Sun 13  0.74 **1:09.42**  
Entry: 1:08.46 **+0.96** R1

50m: 33.94 100m: 1:09.42 (35.48)

67  Baptiste Denarr 14 0.60 **1:09.64**  
Entry: 1:08.27 **+1.37**

50m: 33.64 100m: 1:09.64 (36.00)

68  Alex Sheng 13 0.74 **1:09.91**  
Entry: 1:11.29 **-1.38** R2

50m: 34.60 100m: 1:09.91 (35.31)

69  Isaac Gu 13  0.63 **1:11.79**  
Entry: 1:09.75 **+2.04**

50m: 34.68 100m: 1:11.79 (37.11)

70  Mario Yu 13  0.65 **1:11.88**  
Entry: 1:11.45 **+0.43**

50m: 34.26 100m: 1:11.88 (37.62)

-  Zachary Horton 14  **DNS**